

“Why Blood?”

Lesson Content

- ◆ Leader’s Sermon Overview.....
- ◆ Power Verse.....
- ◆ Advance Preparation.....
- ◆ Today’s Sermon
 - Introduction.....
 - Visual Lesson #1.....
 - Visual Lesson #2.....
 - Visual Lesson #3.....
- ◆ Drama Skit.....
- ◆ Experiencing God.....
- ◆ Review Questions.....
- ◆ Sword Drill.....



“Why Blood?”

Leader’s Lesson Overview #2

When you think about it, this is a very logical question—why blood? Out of all the elements of the universe, why did God choose the path of blood to envelope His great plan of salvation? The closest scripture ever really gets to giving us an answer is in the scripture that says “The life of the creature is in the blood.”

This is actually a question I had from childhood, so I when I began to teach it to children, I began a quest of my own to learn all I could about blood. It really is a fascinating subject, and as you will see in this week’s lessons, it’s rich with spiritual symbolism.

As an added bonus, we chose to include a magazine in our Visual Kit published by *Kids Discover* which gives you so much additional information on blood. There is a myriad of data that you can throw into your lessons throughout the series. You may even want to include 5 minute

segment each week talking about some of the items in the magazine that keeps you focused on the subject of blood. The pictures in the magazine are extremely helpful too, and it would have been impossible for us to get them to you any other way because of copyright laws.

You will find even your youngest children will be fascinated on the biological/scientific information we teach on this week about blood. But when you begin to tie them into our salvation it becomes even more intriguing. Everybody, but especially kids need to realize how practical our God is and how relevant what He has done for us is. This lesson is so full of information, you may find you want to spread it out over a two week period. If the children will absorb and remember the information better, there is nothing wrong with that. Both you and your students will find this very enjoyable.

Out of all the elements in the universe, why did God choose the path of blood to envelope His great plan of salvation?

★ Power Verse

“The life of each creature is in
its blood.”
Leviticus 17:11

(New International Reader’s Version)



★ Power Verse Discussion

Make sure the children understand the following words and information:

Creature: *Any living being, animal or person*



Advance Preparation

Introduction:

Props: 1. Crown of Thorns, 2. Cat of nine tails, 3. Fake blood, 4. Model of pumping heart.

Visual Lesson #1

Props: 1. Poster or PowerPoint of human circulatory system, 2) One cup of cooked spaghetti noodles soaked in red food coloring, and one cup noodles soaked in blue food coloring, 3) Fake blood

Visual Lesson #2

Props: 1. A sharp pencil and white sheet of paper, 2) Straight pin with drop of blood on it, 3) circulatory system poster.

Visual Lesson #3

Props: 1. A clock or stop watch, 2. A picture of a bull on the altar

(Underlined objects are provided in the Visual Kit for this curriculum available through Kids in Ministry International. See page _____)

School of the Bible for Kids
Part 2: The Blood of Jesus



Lesson #2:
“Why Blood?”

Introduction
Our Natural Heart

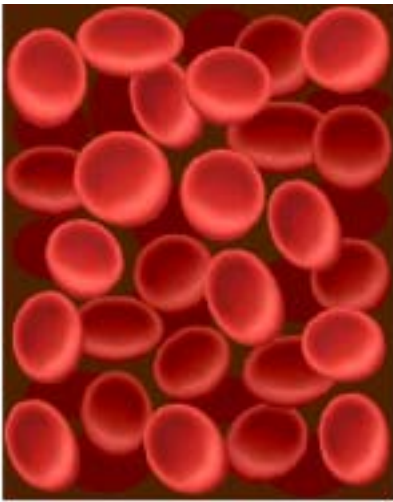
Props: 1. Crown of Thorns, 2. Cat of nine tails, 3. Fake blood, 4. Model of pumping heart.

We’ve been talking about the precious blood of Jesus He shed for us when He died on the cross. *(Point to your cross.)* We discussed how He was brutally beaten with a whip, nailed to the cross, and more causing His blood to flow. *(You may want to display the crown of thorns and cat of nine tails and quickly review how they were used on Jesus for any children who may have not been in your service the week before.)* We learned it is not just the fact He died, but the shedding of His blood which washes all our sins away letting us live this life free from guilt. It’s also the shedding of His blood which gives us the privilege of going to heaven when we die.

But knowing all these details, one big question really comes to mind. It is ‘why blood?’ *(Display the fake blood.)* Think about it. The Most High God who knows everything. He’s all powerful. He’s the Mastermind behind all of creation. Why did He choose something as gorey as blood in His plan to save mankind from their sins? Surely being who He is, He could have come up with a different plan than this! Why blood? *(Allow for discussion.)*

Let’s look at what we know scientifically about blood to see if we might be able to find some answers. *(Display the pumping heart and begin squeezing the bulb which makes the “blood flow.”)* God is such a good God. He always gives us things in the natural world to help explain things in the spirit world. Look at this model of a human heart. Doctors say our heart is about the size of our fist. Let’s all make a fist to see how big your own heart is inside your chest right now.

Our heart beats and pumps *(continue squeezing bulb)* all day long inside our bodies. In fact if at any time it quits beating, we die! Our hearts pump blood through miles and miles of tubes bodies. We have big flexible tubes called arteries that carry blood away from our heart into the rest of our body, and other tubes called veins which carry the blood back to our hearts. Then the cycle repeats itself. Would anyone like to come up here and pump the blood through this heart? *(Allow 3 or 4 children to squeeze the bulb briefly.)* The strength of our heart forces the blood to go throughout our bodies and back again in less than a minute!



Lesson #2: “Why Blood?”

Visual Lesson #1 **Our Amazing Blood!**

Props: 1. Poster or PowerPoint of human circulatory system, 2) One cup of cooked spaghetti noodles soaked in red food coloring, and one cup noodles soaked in blue food coloring, 3) Fake blood

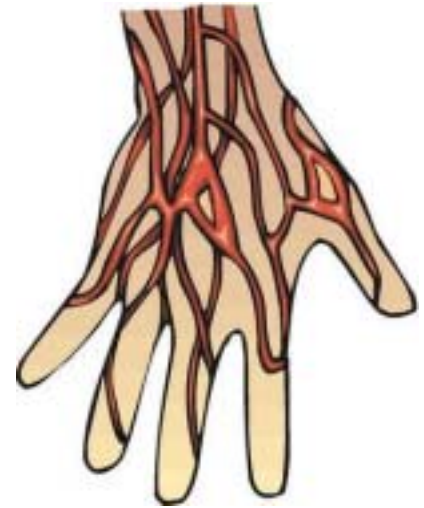
If we had x-ray vision and could look through our skin, we would see the most incredible massive highway of arteries (*hold up the red noodles*), veins (*hold up blue noodles*), and tiny, microscopic capillary veins, which cover every square inch of our bodies. (*Hang the picture of the human circulatory system pointing to the various arteries and veins. Lay the noodles on the table in front of you. While talking, stretch red spaghetti noodles end to end in a long line on your table, then a few blue ones.*) If we could remove them all and stretch them end to end in a straight row, they would be 60,000 miles long! That’s almost two and a half times around the earth! (FYI: It’s 25,000 miles around the earth.)

The tiny capillaries literally cover every square inch of our bodies. (*Wrap a noodle around your finger.*) That’s why no matter where you poke yourself with a pin, you will always draw blood. Doctors tell us if we could strip away our skin and see nothing but the capillaries we would still look like a human being because it is so perfectly shaped by capillaries.

Notice some of my noodles are blue, and others are red. (*Point to them.*) Our blood is actually a blue color until it collects up oxygen. That’s why when you look at your veins through your skin, they look blue. (*Hold up the blue noodles.*)

While the blood is in our hearts, (*point to the poster of the circulatory system*) it collects life-giving oxygen from our lungs, right next door to the heart. It then passes through our stomachs and other organs collecting nutrients and vitamins. With the oxygen and nutrients, it then flows to every other part of our bodies so we get the nourishment we need. It’s the chemical reaction of the oxygen with blood that turns them red.

Blood is made up of tiny little cells. To give you an idea of how tiny each blood cell is in this river of blood flowing through us, look at the head of this straight pin. If we put one small drop of blood on it (*dip it in your fake blood*) there would be almost five million red blood cells sitting there! This is in addition to white blood cells, platelets and a few other items that are in our blood. Our natural blood is as amazing as the blood of Jesus!



Lesson #2: “Why Blood?”

Visual Lesson #2 The Life is in the Blood

Props: 1. A sharp pencil and white sheet of paper, 2) Straight pin with drop of blood on it, 3) circulatory system poster.

To help us understand how tiny capillaries are, let’s take a sharpened pencil and draw a line on a piece of paper. (*Do so, then show the children your line.*) This pencil line is about 10,000 times the size of a real capillary. Capillaries are so tiny that only one blood cell at a time can go through them.

Take another look at the drop of blood on this pin head. (*Hold pin up again.*) If only one cell at a time can go through a capillary, and there are fifty million cells on this pin head, imagine how tiny one blood cell must be!

In the same way these blood vessels cover and protect every miniscule part of our bodies giving us life, so the blood of Jesus takes care of everything affecting us in life physically, spiritually, emotionally, and mentally. There is no part of us which is not impacted in a positive way by the blood of the Lamb and what He did on the cross.

After our blood empties out all the oxygen and nutrients, it then turns around and heads back to the heart. What was once healthy oxygen now turns into a poison called carbon monoxide which we have to get rid of. So on it’s journey back up to

the heart and lungs, the blood collects up carbon dioxide and other waste materials which would be harmful to our bodies and passes them back out through the lungs. In simple terms, the blood carries in the good air, and carries out the bad.

On this chart (*point back to the circulatory system.*) the red lines represent the powerful, muscular arteries which help transport blood away from the heart with the oxygen and nutrients. These blue lines represent the veins which return the blood to the heart carrying waste products so they can be pushed out. Repeat after me: “We breathe in the good air, and breathe out the bad air.” (*Repeat 3 times allowing for response.*)

In the same way the blood of Jesus brings life to our spirits and carries out death when He forgives us and washes our sins away. His blood brings eternal life to our hearts, because there is life in the blood of Jesus just like there is in our natural blood. This is one big reason God chose blood in His plan of salvation. Say with me, “Jesus’ blood brings in eternal life, and carries out sin and death!” (*Repeat three times.*)



Lesson #2: “Why Blood?”

Visual Lesson #3 **Constant Cleansing**

Props: 1. A clock or stop watch, 2. A picture of a bull on the altar

Our natural blood circulates through us many times each day. In fact, it takes one complete trip through you every 49 seconds! Let’s all find our pulses either in our necks or our wrists. (*Help those who need it.*) Now let’s watch the clock for forty nine seconds. (*Silently watch the clock.*) There! Your blood just made one trip through your entire body! It’s constantly bringing in life and carrying out death.

The Bible says, **“If we confess our sins, He is faithful and just to forgive us our sins, and to cleanse us from all unrighteousness,”** (1 John 1:9). The word “cleanse” in this verse has a different meaning in the Greek language it was originally written in. It actually means “it cleanses, and keeps on cleansing, and keeps on cleansing, and keeps on cleansing” continually from unrighteousness.

In the same way our natural blood cleanses us many times a day, so Jesus’ blood also continually cleanses our hearts from sin. He continually brings us His life. The life is in the blood! No wonder God chose blood to do the work of forgiving sins!

There is a law in heaven which says, **“the soul who sins will die,”** (Ezekial 18:4 NKJ). Sin is

pretty serious business with God. No matter how small the sin may seem, it has to be punished, and the punishment is death. There is no such thing as big sins and little sins with God. Sin is sin. There is only one way a person can escape death if he sins. That’s if somebody else dies for him! The proof of death was the shedding of blood.

In the Old Testament, before Jesus died on the cross, the only way people could get rid of their sins was to kill a bull or a goat in their place. (*Show the picture of the bull on the altar.*) They collected the blood in a bowl, and sprinkled it on the altar asking God to forgive them. When God looked down and saw the blood, He was satisfied something had died, so He could then forgive the people of their sins. However, people had to shed the blood of animals in death every year and ask God to forgive their sins all over again. But when Jesus shed His blood on the cross, He only needed to do it once! His blood was enough for all mankind for all eternity! The blood of bulls and goats could not get rid of sin. It could only hide it for awhile. But Jesus’ blood destroys sin forever!



Lesson #2:

“Why Blood?”

Drama Skit “The Right Blood Type”

Actors: Two doctors, a nurse, and a patient

Costumes: Hospital scrubs for doctors and nurse, pajamas or bed gown for the patient

Props: 1. A microscope, 2. A desk for microscope to sit on, 3. A stethoscope for a doctor, 4. Four bags of blood (use zip-loc, food bags filled with fake blood). With paper taped to the side, one bag reads “Hemoglobin,” and two bags read “The Blood of Bulls and Goats,” and the fourth reads “The Blood of Jesus.” 5. A 4 or 5 ft clear plastic tube long enough to stretch from the blood bags on a stand to the patient’s arm 6. Some type of metal pole that is freestanding (such as a coat rack) that can hold the bags of blood on the top the way it is done in a hospital to give someone intravenous feeding. 7. A long table for the patient to lay on for a bed, 8. A white sheet to cover the patient with.

(One doctor and nurse come rushing into room to see their patient laying in bed. The pole for the blood bag stands next to the patient. The table with the microscope stands to one side. The patient is covered with a sheet as though he’s dead. The doctor takes his pulse and listens to his heart with a stethoscope while he and the nurse discuss the seriousness of this situation. The three bags of blood are hidden under the sheet of the patient, or they can be sitting on the table with the microscope. This skit is intended to be humorous.)

Doctor: This is extremely serious, Nurse. This man is dead without a blood transfusion! He’s nearly lost all his blood, and once you lose your blood, that’s it! You’re dead!

Nurse: That is serious, Doctor! No blood? Nobody can live without blood. Why, the life is in the blood!

Doctor; Here, nurse, we can’t waste a minute’s time. We’ve got to get this patient a blood transfusion immediately.

Nurse: Right away, Doctor. Here’s the hemoglobin. *(She picks up a bag of blood and hangs it on the pole.)* I’ll get the IV started. *(She busily attaches the tube to with tape to the bag of blood on one end and the patient’s arm on the other.)*

Doctor: You can’t move fast enough. That’s good! Hemoglobin. That’s another name for human blood. Good old hemoglobin. That’ll fix this old boy up!

(The patient continues to lie completely still with no sign of life.)

Doctor: Why isn’t he moving? He should be coming back to life by now.

Nurse: Yes, he should, Doctor! This is some of the best blood in the hospital. But he’s not moving!

Doctor: Are you sure this is good blood, Nurse?

Nurse: Absolutely, Doctor. I checked it myself.

Doctor: We've got to check this out. Something's not right! Here. Let me see some of that blood. I want to look at some of it under a microscope. *(They touch a small square piece of paper the size of a piece of gum to the blood bag, then rush it over and place it under the microscope. The Doctor looks through the microscope.)* Let me see....well...well, no wonder! Nurse! Look at this! No wonder this patient isn't coming back to life! This is human blood, all right, and it's FULL OF SIN!!! He'll never be okay with all that sin in there!

Nurse: Sin??? Let me see, Doctor. *(She looks through the microscope.)* You're right!. It's just teeming with sin. This blood is just as bad as having no blood at all. We've got to get rid of that sin, or he'll never come back to life!

Doctor: Nurse, we can't use this human blood. But I know what will work.

Nurse: What's that?

Doctor: It's the blood of bulls and goats! Yes! That will do it. It worked for the Israelites in the Old Testament, and it will work for this patient too! Hurry up, Nurse, let's put in the blood of bulls and goats!

Nurse: Right away, Doctor! *(She takes the blood bag off the pole, and goes to the table and gets another one marked "The Blood of Bulls and Goats." The sign needs to face the audience.)* There we go. The blood of bulls and goats!

(The patient wiggles a little bit. the Doctor and nurse get a little excited.)

Doctor: Look, Nurse, it's working! He's coming back to life!

Nurse: Oh, Doctor, that's wonderful! We've saved him!

(The patient slowly sits all the way up and smiles at the audience.)

Doctor: Wonderful! He's saved!

(The patient collapses back down on the table becoming still again.)

Nurse: *(Aghast)* What happened? He was all right. Why did he collapse again?

Doctor: I don't know. this is very strange. Here. It worked once, let's try another bag of the blood of bulls and goats.

Nurse: Yes, Doctor. Right away. *(She removes the bag from to pole and gets the last bag connecting it to the patient.)*

(The patient once again begins to wiggle, then sits up, a little longer this time. The doctor and nurse are thrilled. But then in just a few seconds, he collapses again.)

Nurse: What is going on? I don't understand it. He revives and comes completely back to life again, and then for no reason he collapses.

Doctor: Here, Nurse, let's examine this blood under the microscope too. I know the blood of bulls and goats took care of the Israelites in the Old Testament. There's just no reason why it

shouldn't take care of this man too! Here. Let's see....(*looks under the microscope*).
What???? Ah-ha! Here's the problem!

Nurse: What, Doctor?

Doctor: Here, you look and see if you see what I see.

Nurse: (*Looks through microscope*) What on earth! I see it doo, Doctor! This blood of bulls and goats isn't getting rid of the sin. It's just covering it up for awhile. This sin is actually still there!!

Doctor: Exactly!! No wonder this patient only gets better for a short period of time. We're not getting rid of the sin. But what is the solution then? (*Paces back and forth scratching his head.*)

Nurse: This is a very serious problem. We can't keep going through bags of blood from bulls and goats. We'd have to have hundreds maybe even thousands of bags! What are we going to do?

(*Doctor #2 comes bursting onto the scene.*)

Doctor #2: What's going on here? This patient is dying! Can't you do something about it?

Doctor: We've tried everything, Doctor! It's the sin that's causing this death. And we can't seem to get rid of it. We've tried hemoglobin, but that's just full of sin too.

Nurse: And we've tried the blood of bulls and goats. But that just covers up the sin for a little while. It doesn't really get rid of it. The patient only revives for a short time.

Doctor #2: You mean you haven't heard?

Doctor: Heard what?

Doctor #2: You haven't heard about the blood of Jesus Christ?

Nurse: The blood of Jesus Christ? You mean that good prophet and teacher from the country of Israel?

Doctor #2: He's not just a good prophet and teacher, Nurse. He's the holy son of God! His blood is perfectly sinless! It's the only blood that can wash away anybody's sins. What this patient needs is a good washing in the blood of Jesus! It doesn't just cover sins. It completely wipes sin out! Here, try Jesus's blood. (*Hangs the bag of blood in the pole and they stand back and wait.*)

(*Instantly the patient jumps off the table shouting and dancing around excitedly praising God.*)

Patient: They're gone! They're gone! Praise God, my sins are gone!

Doctor: Look at that! Nothing else has worked even close to this. This is a miracle!

Nurse: This is amazing! The blood of Jesus did it! It made this man whole!

Patient: (*Still jumpin around excitedly*) I'm saved! My sins are gone!

(*All four exit patting each other on the back and praising God.*)



“Why Blood?”

Review Questions #2


1. Our human heart is the size of our ____? *Fist*
2. Our heart forces blood through our whole body how often? *Every 49 seconds, or less than a minute*
3. Name the tubes that carry blood to and from our hearts. *Arteries and veins*
4. What is the name of the tiny microscopic veins that cover every square inch of our bodies?
Capillaries
5. What does blood collect in our heart and lungs and carries it through our bodies? *Oxygen*
6. What does our blood carry out of bodies? *Poison, carbon dioxide*
7. What do we say our blood does? *It carries in the good air and carries out the bad air*
8. How does this compare to the blood of Jesus? *Carries in life, carries out death*
9. Finish this scripture: “If we confess our sins, he is faithful and just to_____.” *Forgive our sins*
10. What does the word “cleanse” actually mean in this verse? *Keeps on cleansing continually*
11. How is that like our blood? *Our blood is continually carrying in life and carrying out death*
12. There is a law in heaven that says “the soul who sins will_____.” *Die*
13. What does that mean? *Sin is serious, and deserves death*
14. What is the only thing God will accept to cover and forgive sins? *Blood*
15. Why? *The life is in the blood*



“Why Blood?”

Sword Drill #2

1. Genesis 9:4 But you shall not eat flesh with its life, that is, its blood.
2. Leviticus 17:11 For the life of the flesh is in the blood, and I have given it to you upon the altar to make atonement for your souls; for it is the blood that makes atonement for the soul.’
3. Deuteronomy 12:23 Only be sure that you do not eat the blood, for the blood is the life; you may not eat the life with the meat.
4. Romans 5:21 So that as sin reigned in death, even so grace might reign through righteousness to eternal life through Jesus Christ our Lord.
5. James 1:15 Then, when desire has conceived, it gives birth to sin; and sin, when it is full-grown, brings forth death.
6. I John 1:9 If we confess our sins, He is faithful and just to forgive us our sins and to cleanse us from all unrighteousness.
7. Ezekiel 18:4 “Behold, all souls are Mine; The soul of the father As well as the soul of the son is Mine; The soul who sins shall die.”
8. Matthew 20:28 Just as the Son of Man did not come to be served, but to serve, and to give His life a ransom for many.”
9. John 1:4 In Him was life, and the life was the light of men.
10. Romans 6:23 For the wages of sin is death, but the gift of God is eternal life in Christ Jesus our Lord.



“Why Blood?”

Experiencing God #2

At the appropriate time, begin playing some worshipful music about the cleansing blood of Jesus. If you feel led of the Spirit, and know that there are children in your service that are not born again, go ahead and give a salvation call. Stress the wonderful power of the blood of Jesus which has the ability to completely rid us of our sins.

If possible, spend a few minutes encouraging your children to close their eyes, raise their hands and worship the Lord for His sacrifice. After they have sung one or two songs, have them sit down on the floor away from their friends in a private place. Give each child a white sheet of paper, and a pen or pencil. Tell them not to touch the paper at first, but wait for instructions.

Tell the children to sit completely quiet with eyes closed while the music continues to play, and get a picture of Jesus hanging on the cross for their sins. Guide them verbally by telling them to now allow the Holy Spirit to take a giant flashlight and look inside their hearts for any hidden sins. It may be sins that are recent or old, big or small, things

they are very sorry for, and things they know they should be sorrier for. As the Holy Spirit shows them their sins, have them pretend to take them out of their hearts and lay them at the foot of the cross they are still picturing in their minds. Talk them through the next step of this imaginary journey by telling them to picture drops of blood falling from Jesus on the cross one at a time and falling on their sins. As the blood hits their sins, have them imagine the sins vanish into thin air, completely gone forever!

As they complete this process, encourage them to take the paper and pencil and write Jesus a thank you letter for washing their sins away with His blood. Whatever else they may say in the letter, make sure they say something about the blood.

Tell them the letters are private, and they do not have to show them to anyone. This is between them and the Lord. If everyone gets done, and you still have time at the end of the service, you may want to put on a fast, fun song about the blood of Jesus that they can dance to or do actions to, ending on a high note.